

BER Analysis of Downlink Non-Orthogonal Multiple Access (NOMA) System over AWGN Fading Channel

Pankaj Kumar seth¹, Prof. Satyarth Tiwari², Prof. Suresh. S. Gawande³

M. Tech. Scholar, Department of Electronics and Communication, Bhabha Engineering Research Institute, Bhopal¹

Guide, Department of Electronics and Communication, Bhabha Engineering Research Institute, Bhopal²

Co-guide, Department of Electronics and Communication, Bhabha Engineering Research Institute, Bhopal³

Abstract: - Exploring NOMA for regular downlink and uplink frameworks, the utilization of NOMA is examined in downlink multiuser numerous information different yield (MIMO) frameworks, by proposing a novel MIMO-NOMA model with direct beamforming method. In this MIMO-NOMA framework, clients' get receiving wires are progressively assembled into various disjoint bunches, and inside each group a solitary bar is shared by all the get reception apparatuses those embrace NOMA. The prevalence of the proposed model is represented through broad execution assessments. At long last, the utilization of facilitated multi-point (CoMP) transmission procedure is examined in downlink multi-cell NOMA frameworks, considering disseminated control assignment at every phone. In the proposed CoMP-NOMA model, CoMP transmission is utilized for clients encountering solid get signals from different cells while every phone autonomously receives NOMA for asset designation. The relevance and vital conditions to utilize diverse CoMP plans are recognized under different system situations, and the relating throughput equations are determined. The ghostly proficiency increases of the proposed CoMP-NOMA model are additionally evaluated.

Keywords: - NOMA, Fifth Generation, Spectral Efficiency, 5G Wireless System

I. INTRODUCTION

To guarantee the maintainability of portable correspondence benefits in the coming decades, new innovation arrangements are being looked for the fifth era (5G) and past 5G (B5G) cell frameworks. In the perspective on the foreseen exponential development of portable traffic, these advances are relied upon to give critical gains in the ghostly productivity (and consequently framework limit) and improved nature of client experience (QoE).

In this unique situation, non-symmetrical numerous entrance (NOMA) is considered as a promising various access innovation for 5G frameworks. By planning numerous clients over same range assets however at various power levels, NOMA can yield a noteworthy otherworldly proficiency gain and upgraded QoE when contrasted with customary symmetrical different access (OMA) frameworks.

The essential rule of NOMA is to all the while serve various clients over same range assets (for example time, recurrence, code and space) yet with various power levels, to the detriment of insignificant between client obstruction [1]. As opposed to traditional symmetrical

numerous entrances (OMA), where each client is served on solely designated range assets; NOMA superposes the message sign of various clients in power area at transmitter end(s) by misusing the clients' separate channel gain [2]. Progressive obstruction abrogation (SIC) is then connected at the recipient (s) for multiuser location and translating. For a model, let us consider a downlink NOMA transmission where the base station (BS) plans m clients over a similar range assets B . Let additionally accept that the message signal for i -th client is s_i where $E[|s_i|^2] = 1$, and transmit power is p_i . At that point the superposed sign at transmitter end could be communicated as:

$$X = \sum_{i=0}^m \sqrt{p_i} s_i \quad (1)$$

Where $\sum_{i=0}^m p_i \leq p_i$ for BS total transmit power budget of p_i . On the other hand, the received signal at i -th user end could be expressed as:

$$y_i = h_i X + w_i \quad (2)$$

Where h_i is the intricate channel gain between clients i and the BS. The term w_i indicates the recipient Gaussian clamor including the between cell impedance at the i -th client's collector [3, 4].

II. ADVANTAGE OF NOMA

High range proficiency:

Range proficiency is one of the very much acknowledged exhibition measurements in remote systems. NOMA shows a high range productivity to improve the total framework throughput, which is credited to the way that NOMA permits one asset square (RB) (e.g., time/recurrence/code) to be involved by various clients [5].

Reasonableness throughput tradeoff:

One key element of NOMA is to distribute more capacity to the feeble client, which is not the same as the regular mainstream control assignment (PA) strategies, for example, water filling PA1. Thusly, NOMA is

equipped for ensuring a decent tradeoff between the reasonableness among clients and framework throughput [6].

Ultra-high availability:

The future 5G frameworks are imagined to help the association of billions of savvy gadgets (e.g., Internet of Things (IoT)). The presence of NOMA offers a promising way to deal with proficiently tackle this non-unimportant assignment by completely abusing the non-symmetrical trademark. All the more explicitly, dissimilar to traditional symmetrical different access (OMA) which requires equivalent number of RBs to help these equivalent number gadgets; NOMA can serve them with involving significantly less RBs [7].

Great similarity:

From the theoretic viewpoint, NOMA can be an "add-on" procedure to any leaving OMA systems (e.g., TDMA/FDMA/CDMA/OFDMA), because of the way that it misuses another power measurement. Likewise, with the develop improvement of superposition coding (SC) and SIC innovations both in principle and practice, it is promising that NOMA is equipped for accomplishing great similarity with the current MA procedures.

Open adaptability:

Contrasted with other existing methods for MA, for example, multiuser shared access (MUSA), design division different access (PDMA), inadequate code various access (SCMA), NOMA gives a simple understanding and low multifaceted nature structure [8]. Truth be told, the key guideline of the previously mentioned MA plans and NOMA are fundamentally the same as, which is to allot various clients in a solitary RB. Taking the examination of NOMA and SCMA for instance, SCMA can be viewed as a created innovation of NOMA which incorporates fitting inadequate coding, adjustment and subcarrier portion.

III. 5G TECHNOLOGY

Radio technology has rapid evolution in analogue cellular system in 1980s. After analogue system digital wireless communication system comes to fulfil the increasing need of humans being. Voice and message services introduce in 1990s and mobile broadband and long term Evolution introduced in 2010.

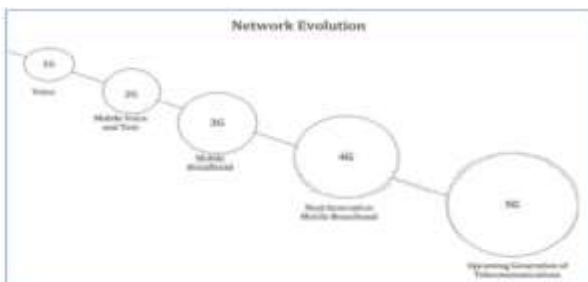


Fig. 1: Development in 5G System

After that in telecom industries demanding for mobile data and high speed services so they required to develop new generation of telecommunication system. That new generation is called Fifth generation technology. Here we discuss about the features, architecture, advantages, challenges and future scope of 5G technologies.

Each generation comes up with new ideas and introduces new services. First generation introduces voice; second generation comes up with mobile voice and text. In third generation use mobile broadband and a fourth generation is called Long Term Evolution. In 4G, all advanced features are introduced. Fifth generation, future of technology brings tremendous changes in technology. In the future, data transmission rate gets speedier as compare to previous technology similar improvement done in quality of services. 5G is based on IEEE802.11ac broadband standard. Some technological innovative done in this generation, such as Internet of Things (INTERNET OF THINGS) which is expected in 2020. Number of devices are connected to each other through the network. User equipment like smart phones or tablet can be replaced by smart devices.




Fig. 2: Various Hand-set used in all Generation

This thesis tells about evolution of communication technology in each generation, detailed study of LTE, detailed 5G frame work and explanation of various applications of 5G. With examples and detailed analysis it is proved that the data transmission in 5G is much better than 4G in terms of connectivity, there is relatively less end to end delay and it has enhanced packet delivery ratio. Various applications that will become popular in 5G technology are also discussed in detail. Many research laboratories and many mobile companies are examining new possible standards for new upcoming technology which nothing but 5G network to overcome disadvantages of 4G or LTE.

FEATURE OF 5G TECHNOLOGIES

Feature of 5G technology is much more than other cellular technology. It has ultra-high speed. Because of ultra-high speed, it changes the scenario in cellular world. With these innovative features your smart phone is similar to your laptop. Broadband connection can used in smart phone, available variety gaming options, broad multimedia option, you can connect every ever. Other most important feature is low latency, faster response time and high quality picture can be transferred

from one cell phone to another cell phone without disturbing and with quality of video and audio.



Fig. 3: Feature of 5G technology

IV. NOMA IN DOWNLINK TRANSMISSION SCENARIOS

Give us a chance to consider a downlink NOMA transmission with a solitary receiving wires BS and single reception apparatus m number of clients with particular channel gains. In such m-client downlink NOMA, the BS transmitter non-symmetrically transmits m various flag by superposing them over a similar range assets; though, all m UE collectors get their ideal flag alongside the impedances brought about by the messages of different UEs.

To get the ideal sign, each SIC recipient initially translates the dominant impedances and after that subtracts them from the superposed sign. Since every UE gets all sign (wanted and meddling sign) over a similar channel, the superposing of various sign with various power levels is pivotal to enhance each flag and to perform SIC at a given UE collector.

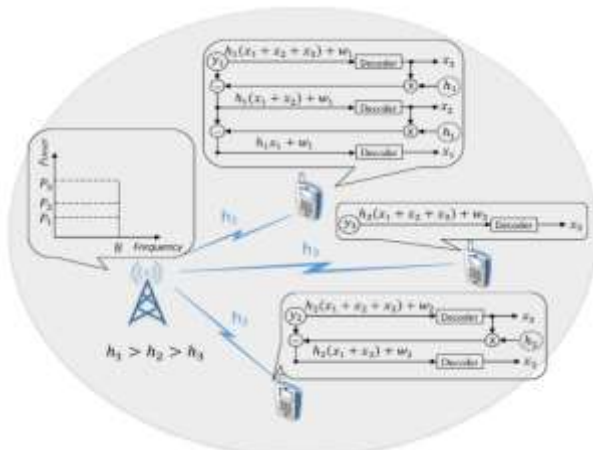


Fig. 4: Illustration of a 3-user downlink NOMA

Let us additionally think about that the messages of NOMA clients are superposed with a power level which is contrarily corresponding to the their channel gains, that is, a specific client is allotted for low power than the clients those have lower channel gain while that dispensed power is higher than every one of the clients those have higher channel gain than the specific client. All things considered, the most reduced channel gain

client (who gets low impedances because of moderately low powers of the messages of high channel gain clients) can't stifle any obstruction. Notwithstanding, the most astounding channel gain client (who gets solid obstructions because of moderately high powers of the messages of low channel gain clients) can stifle every single meddling sign.

NOMA in Uplink Transmission Scenarios

The working standard of uplink NOMA is very not the same as the downlink NOMA. In uplink NOMA, numerous transmitters of various UEs non-symmetrically transmit to a solitary collector at BS over same range assets. Every UE freely transmits its own sign at either most extreme transmit power or controlled transmit power contingent upon the channel gain contrasts among the NOMA clients. Every single got signal at the BS are the ideal sign, however they make impedance to one another. Since the transmitters are extraordinary, each gotten sign at SIC beneficiary (BS) encounters unmistakable channel gain. Note that, to apply SIC and disentangle signals at BS, we have to keep up the uniqueness among different message signals. In that capacity, traditional transmit power control (commonly planned to even out the got sign forces everything being equal) isn't possible in NOMA-based frameworks.

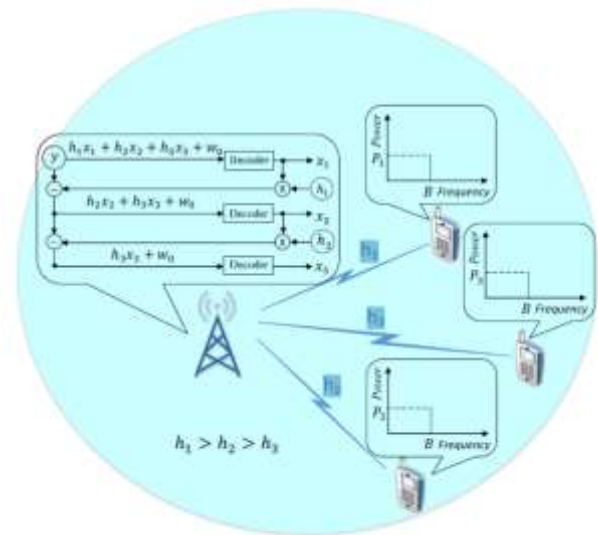


Fig. 5: Illustration of a 3-user uplink NOMA

Give us a chance to consider a general m-client uplink NOMA framework in which m clients transmit to a typical BS over similar assets, at either most extreme transmit power or controlled transmit control. The BS gets the superposed message sign of m various clients and applies SIC to unravel each sign. Since the got sign from the most astounding channel gain client is likely the most grounded at the BS; subsequently, this sign is decoded first. Thusly, the most astounding channel gain client encounters impedance from every single other client in the NOMA group. From that point forward, the sign for second most elevated channel gain client is decoded, etc. Subsequently, in uplink NOMA, the

reachable information rate of a client contains the obstruction from all clients with generally more fragile channels. That is, the most noteworthy channel gain client encounters obstruction from all clients and the least channel gain client appreciates impedance free information rate.

V. PROPOSED METHODOLOGY

In this purposed CoMP-NOMA model for downlink transmission, CoMP transmission is utilized for clients encountering solid get signals from numerous phones under a downlink co-channel homogeneous system. Different CoMP plans are connected to the CoMP-clients encountering between cell obstruction under two-cell coMP set, while disseminated control portion for NOMA clients is used in each planning cell. This model initially decides the clients requiring CoMP transmissions from numerous phones and those requiring single transmissions from their serving cells. From that point onward, unique NOMA bunches are framed in individual cells in which the CoMP-clients are grouped with the non-CoMP-clients in a NOMA group.

In the proposed CoMP-NOMA model, I use the NOMA throughput equation in an unexpected request in comparison to past parts however the working rule is actually same. Here, in every NOMA group, the CoMP-clients are characterized earlier than the non-CoMP-clients in any case their separate channel gains, so as to guarantee the bunching of a CoMPuser at various cells in a the CoMP set. First I characterize the feasible throughput for a NOMA client as indicated by their deciphering request under the proposed COMP-NOMA model. From that point forward, various CoMP plans are talked about thinking about single radio wire BS and client gear (UE), and recognize their pertinence for a NOMA-based transmission model.

Give us a chance to accept a downlink NOMA group with n clients and the accompanying unraveling request: UE1 is decoded first, UE2 is decoded second, etc. Along these lines, UE1's sign will be decoded at all the clients' closures, while UEn's sign will be decoded distinctly at her own end. Since UE1 can just disentangle her own sign, it encounters the various clients' sign as obstruction, while UEn can translate every one of clients' sign and evacuates between client impedance by applying SIC. Accordingly, the reachable throughput for the I-th client can be composed as pursues:

$$R_i = B \log_2 \left(1 + \frac{P_i y_i}{\sum_{j=i+1}^n P_j y_j + 1} \right) \quad (3)$$

Where y is the standardized channel gain as for commotion control thickness over NOMA transmission capacity Bi, and pi is the assigned transmit control for UEi. The important condition for power portion to perform SIC is:

$$(p_i - \sum_{j=i+1}^n p_j) y_j \geq p_{tol} \quad (4)$$

Where ptol is the base distinction in gotten control (standardized as for commotion control) between the decoded sign and the non-decoded between client impedance signals

VI. SIMULATION RESULT

The normal phantom effectiveness (in bits/sec/Hz) is assessed for all the serving cells in a CoMP. For all recreations, the non-CoMP-clients are considered at a fixed separation inside their circulation zones, while an irregular separation is considered for CoMP-clients outside the non-CoMP-client's inclusion regions (estimated as far as the cell-edge inclusion remove). Flawless channel state data (CSI) is thought to be accessible at the BS closes.

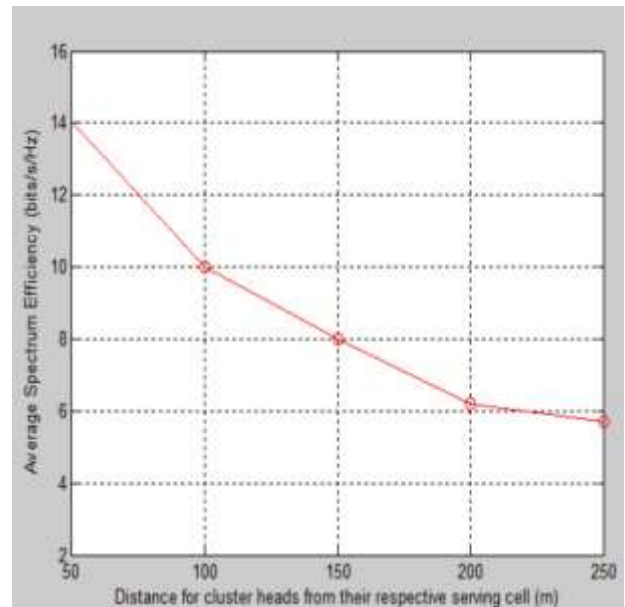


Fig. 6: Average Spectrum Efficiency for MIMO 2x2 System

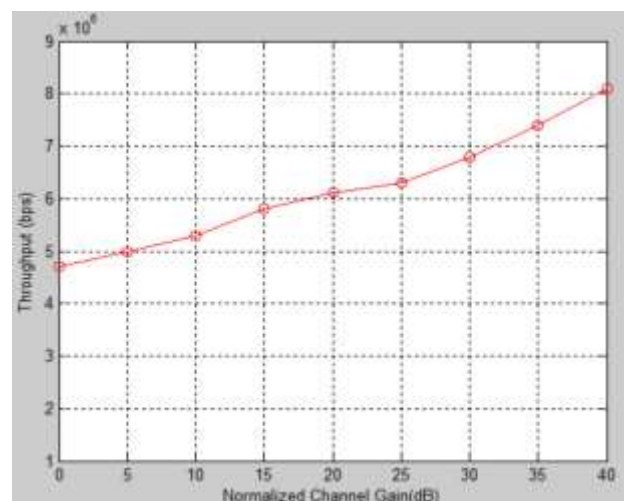


Fig. 7: Throughput for MIMO 2x2 System

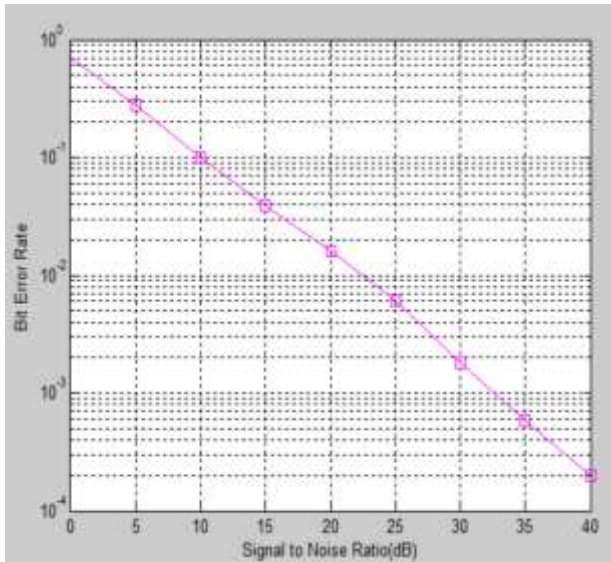


Fig. 8: BER for MIMO 2x2 System

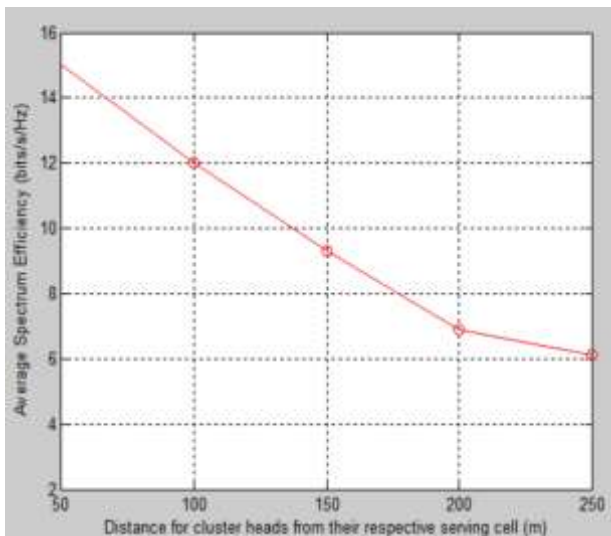


Fig. 9: Average Spectrum Efficiency for MIMO 4x4 System

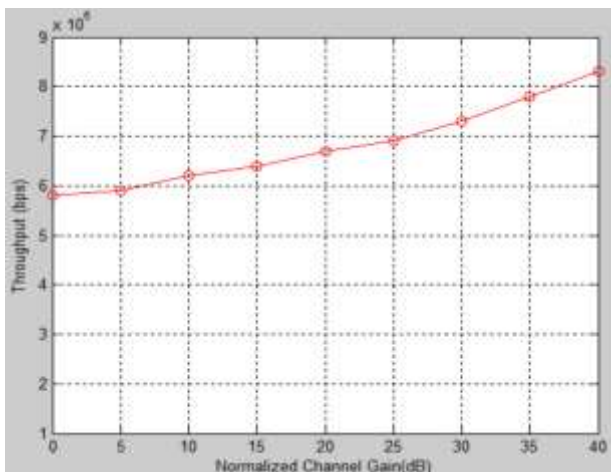


Fig. 10: Throughput for MIMO 4x4 System

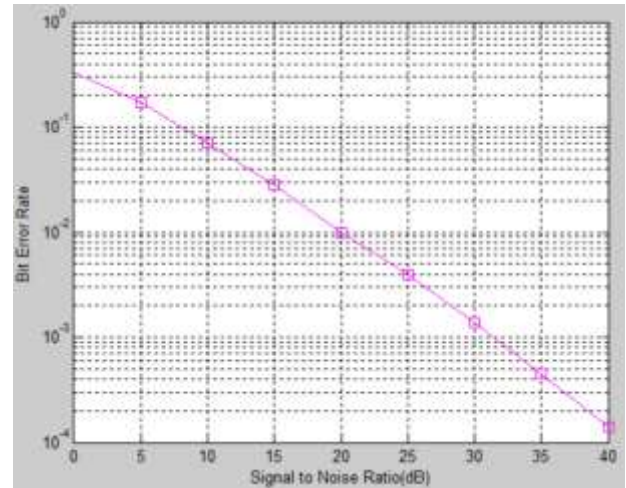


Fig. 11: BER for MIMO 4x4 System

The comparison result of different MIMO system in term of bit error rate is shown in table 1. It is clearly that the implemented NOMA system is best performance compared to conventional NOMA system.

Table 1: Comparison Result for BER

System		SNR = 0 dB	SNR = 40 dB
MIMO 2x2 System	Conventional NOMA [1]	0.93 dB	0.00078 dB
	Implemented NOMA	0.7 dB	0.0002 dB
MIMO 4x4 System	Conventional NOMA [1]	0.65 dB	0.00046 dB
	Implemented NOMA	0.3 dB	0.00015 dB

The comparison result of different MIMO system in term of throughput is shown in table 2. It is clearly that the implemented NOMA system is best performance compared to conventional NOMA system.

Table 2: Comparison Result for Throughput

System		SNR = 0 dB	SNR = 40 dB
MIMO 2x2 System	Conventional NOMA [1]	3.8 x 10 ⁶ bps	7.3 x 10 ⁶ bps
	Implemented NOMA	4.8 x 10 ⁶ bps	8.0 x 10 ⁶ bps
MIMO 4x4 System	Conventional NOMA [1]	5.1 x 10 ⁶ bps	7.5 x 10 ⁶ bps
	Implemented NOMA	5.9 x 10 ⁶ bps	8.2 x 10 ⁶ bps

VII. CONCLUSION

General structure is proposed to utilize CoMP transmission innovation in downlink multi-cell NOMA frameworks considering dispersed power assignment at every phone. In this structure, CoMP transmission is utilized for clients encountering solid get signals from numerous phones while every phone receives NOMA for asset designation to its dynamic clients. I likewise have identi_ed the essential conditions required to perform

CoMP-NOMA in downlink transmission under conveyed control distribution. Distinctive CoMP-NOMA plans have been numerically broke down under different system organization situations. The majority of the recreation results uncover the predominant otherworldly productivity execution of CoMP-NOMA frameworks over their partner CoMP-OMA frameworks.

REFERENCES

- [1] Linglong Dai, Bichai Wang, Zhiguo Ding, Zhaocheng Wang and Sheng Chen, "A Survey of Non-Orthogonal Multiple Access for 5G", IEEE Communications Surveys & Tutorials, Vol. 20, Issue 3, PP. No. 2294 – 2323, IEEE 2018.
- [2] Y. Cai Z. Qin F. Cui G. Y. Li J. A. Mc Cann "Modulation and multiple access for 5G networks" IEEE Communication Surveys, Vol. 20, No. 1, PP. No. 629-646, IEEE 2018.
- [3] S. M. R. Islam N. Avazov O. A. Dobre K.-S. Kwak "Power-domain non-orthogonal multiple access (NOMA) in 5G systems: Potentials and challenges" IEEE Communication Surveys, Vol. 19, No. 2 PP. No. 721-742, IEEE 2017.
- [4] S. M. R. Islam M. Zeng O. A. Dobre "NOMA in 5G systems: Exciting possibilities for enhancing spectral efficiency" IEEE 5G Tech Focus, Vol. 1 No. 2 pp. 1-6, Jun. 2017.
- [5] Z. Ding et al. "A survey on non-orthogonal multiple access for 5G networks: Research challenges and future trends" IEEE J. Sel. Areas Communication Vol. 35, No. 10, PP. No. 2181-2195, Oct. 2017.
- [6] Z. Wei J. Yuan D. W. K. Ng M. ElKashlan Z. Ding "A survey of downlink non-orthogonal multiple access for 5G wireless communication networks" ZTE Communication, Vol. 14, No. 4, PP. No. 17-23, IEEE 2016.
- [7] M. S. Ali H. Tabassum E. Hossain "Dynamic user clustering and power allocation for uplink and downlink non-orthogonal multiple access (NOMA) systems" IEEE Access, Vol. 4, PP. No. 6325-6343 2016.
- [8] M. S. Ali E. Hossain D. I. Kim "Non-orthogonal multiple access (NOMA) for downlink multiuser MIMO systems: User clustering beamforming and power allocation" IEEE Access vol. 5 pp. 565-577 2016.
- [9] Linglong Dai, Bichai Wang, Yifei Yuan, Shuangfeng Han, Chih-Lin I, and Zhaocheng Wang, "Non-Orthogonal Multiple Access for 5G: Solutions, Challenges, Opportunities, and Future Research Trends", IEEE Communications Magazine, 2015.
- [10] A. Benjebbour, K. Saito, A. Li, Y. Kishiyama, and T. Nakamura, "Non-orthogonal multiple access (noma): Concept, performance evaluation and experimental trials," in Wireless Networks and Mobile Communications (WINCOM), 2015 International Conference on. IEEE, 2015, pp. 1-6.
- [11] K. Higuchi and A. Benjebbour, "Non-orthogonal multiple access (noma) with successive interference cancellation for future radio access," IEICE Transactions on Communications, vol. 98, no. 3, pp. 403-414, 2015.
- [12] F. Boccardi *et al.*, "Five Disruptive Technology Directions for 5G," *IEEE Commun. Mag.*, vol. 52, no. 2, Feb. 2014, pp. 74-80.
- [13] Y. Saito *et al.*, "Non-Orthogonal Multiple Access (NOMA) for Future Radio Access," *Proc. IEEE VTC Spring '13*, June 2013, pp. 1-5.
- [14] K. Higuchi and Y. Kishiyama, "Non-Orthogonal Access with Random Beamforming and Intra-Beam SIC for Cellular MIMO Downlink," *Proc. IEEE VTC-Fall '13*, Sept. 2013, pp. 1-5.
- [15] S. Han *et al.*, "Energy Efficiency and Spectrum Efficiency Co-Design: From NOMA to Network NOMA," *IEEE MMTTC E-Letter*, vol. 9, no. 5, Sept. 2014, pp. 21-24.